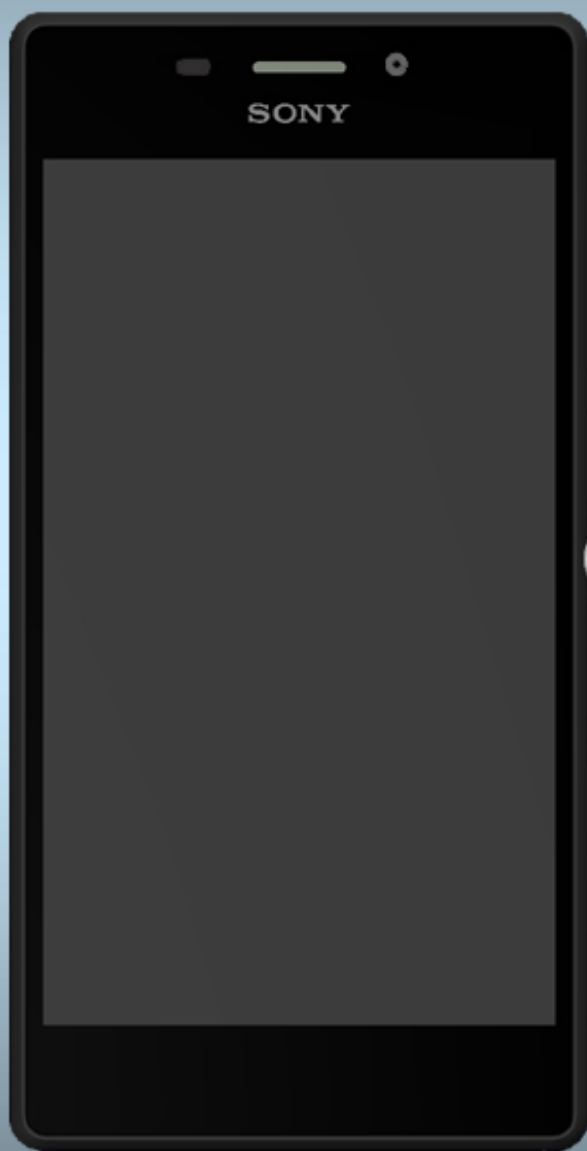


Part List

- mechanical -



Xperia M2™ Aqua
D2403, D2406

CONTENTS

1	Part List	3
2	Revision History	10


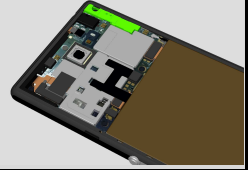

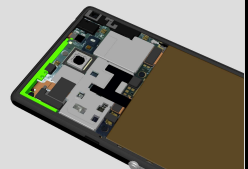

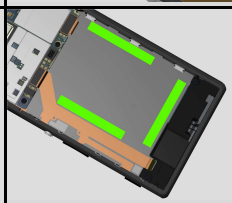

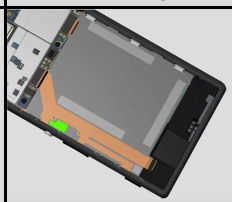
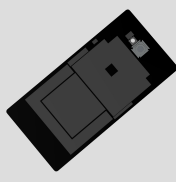

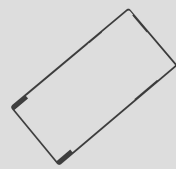
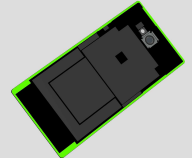
1 Part List

The following parts are available for order in 'E-star'.

The 'E-star' name of a part may often be complex and even confusing, so the name of certain parts mentioned in the Working Instructions, Repair Movies and Troubleshooting Guide are often referred to by a simple descriptive name for better understanding.


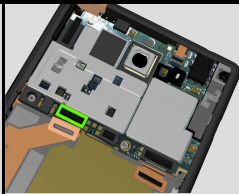

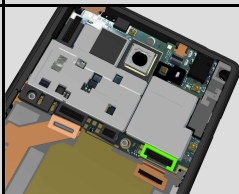

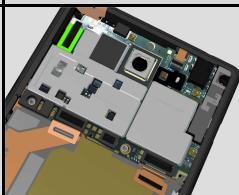

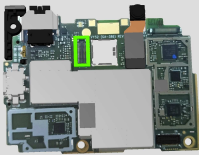

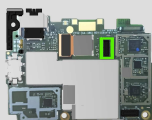

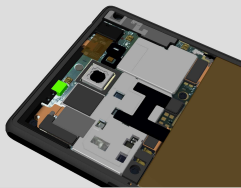




Both names (designations) will in that case be included in this Part List, where the name being used in the documents mentioned above is underlined, e.g. Battery Cover.




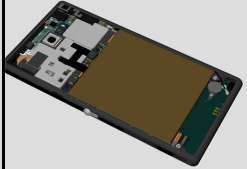



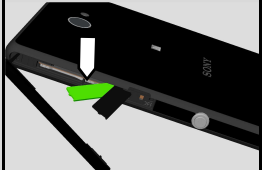

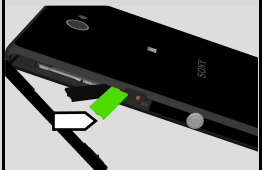

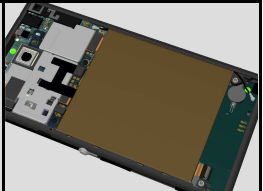


RLC, Reversed Logistic Classification column for replaced part handling, See the Spare Part Handling chapter in Mechanical/Generic Repair Manual 1220-1333.


Designation	Part No.	RL C	Part	Location
Antenna BT WIFI GPS	2300VY5702W	C		
<u>Antenna DIV</u> Antenna DIV D2403 Antenna DIV D2406	2300VY5801W 2300VY5902W	C		
BAT Adhesive1.2.3 Battery	306LVY5213W	C		
BAT Adhesive4 Camera key	306QVY5236W	C		
BAT Adhesive5 Power key	306QVY5232W	C		
<u>Battery Cover Assy</u> Battery Cover Assy Black Battery Cover Assy Copper Battery Cover Assy White	78P7500002N 78P7500003N 78P7500001N	B		
BC Adhesive1 Battery Cover	306QVY5702W	C		







Designation	Part No.	RL C	Part	Location
BC Adhesive7 NFC Spring	303MVY5801W	C		
Embedded Battery Assy	7610000109W	B		
ESD Cloth TP BTB	3068VY5801W	C		
Front Camera Assy	7651VY5202W	C		
Front Cover LCM TP Assy Front Cover LCM TP Assy Black Front Cover LCM TP Assy Copper Front Cover LCM TP Assy White	78P7550002N 78P7550003N 78P7550001N	A		
Main ANT Assy Main ANT Assy D2403 Main ANT Assy D2406	78P7520002N 78P7520001N	C		
Main Camera	78P7130001N	B		
PL Sensor FPC	21VY580014W	C		

Designation	Part No.	RL C	Part	Location
Receiver	2240000057W	C		
Receiver Adhesive	306QVY5705W	C		
RF Cable	7320000081W	C		
Screw TORX L3.3	3500000113W	C		
SIM FPC Assy	78P7530002N	B		
Speaker	2250000105W	C		
Speaker Adhesive	306QVY5703W	C		
Sponge BAT BTB	303MVY5228W	C		

Designation	Part No.	RL C	Part	Location
Sponge KEY BTB	303MVY5211W	C		
Sponge SIM BTB	303MVY5212W	C		
Sponge TP BTB	303MVY5235W	C		
Sponge Main Camera BTB	303MVY5703W	C		
Sponge Front Camera BTB	303MVY5705W	C		
Foam Front Camera	303MVY5802W	C		
Water Intrusion Label Rectangle	82VY580001W	C		
Water Intrusion Label Rectangle	82VY580001W	C		

Designation	Part No.	RL C	Part	Location
Water Intrusion Label Rectangle	82VY580001W	C		
<u>Sub Board Assy</u> Sub Board Assy D2403 Sub Board Assy D2406	78P7510001N 78P7510002N	B		
CU Label White Paper (Note: In repaired SI, service center use Tray A thick Blank and CU label White paper with Label content printed.)	XXNJ102679W	C		
Tray A thick Blank (Note: 1.in new SI, Tray A is laser print with label content from production line; 2. In repaired SI, service center use Tray A thick Blank and CU label White paper with Label content printed. 3. Tray A is thicker.)	306LVY5706W	C		
<u>Tray B thin Laser Print</u> Tray B thin Laser Print D2403 Tray B thin Laser Print D2406 (Note: Tray B is thinner.)	1289-1546 1289-1547	C		
Water Intrusion Label	82KB600001W	C		
<u>USB Cover</u> USB Cover Black USB Cover Copper USB Cover White	306JVY5704W 306JVY5711W 306JVY5703W	C		

Designation	Part No.	RL C	Part	Location
<u>SIM Cover</u> SIM Cover Black SIM Cover Copper SIM Cover White	306JVY5705W 306JVY5712W 306JVY5702W	C		
<u>Audio Jack Cover</u> Audio Jack Cover Black Audio Jack Cover Copper Audio Jack Cover White	306JVY5706W 306JVY5710W 306JVY5701W	C		
Flash Lens Adhesive	306QVY5709W	C		
WP Speaker Adhesive	306QVY5707W	C		
DIV Receiver Adhesive	306QVY5704W	C		
WP 1ST MIC Adhesive	303MVY5715W	C		
<u>Speaker Mesh</u> Speaker Mesh Black Speaker Mesh Copper Speaker Mesh White	254FVY5710W 254FVY5727W 254FVY5701W	C		
Film on PL ZIF	306LVY5702W	C		

Designation	Part No.	RL C	Part	Location
Adhesive Shield Cover	306QVY5805W	C		
NFC Protection Film	306OVY5807W	C		
NFC Black Mylar	306LVY5215W	C		

2 Revision History

Rev.	Date	Changes / Comments
1	2014-08-08	Initial release